






FAST FACTS 2017

<p>VISITS</p> <p>231,554</p>
<p>REGISTERED BORROWERS</p> <p>23,830</p> <p>76 % OF RESIDENTS</p>
<p>CIRCULATION TOTAL</p> <p>648,172</p> <p>52% CHILDREN'S ITEMS</p>
<p>DOWNLOADS</p> <p>41,885</p>

MATERIALS OWNED		
IN-LIBRARY		ELECTRONIC
107,558		164,910
12,377		47,643
14,251		1,058

<p>TOTAL PROGRAMS</p> <p>670</p> <p>CHILDREN'S 405</p> <p>TEENS 57</p> <p>ALL AGES 208</p>
<p>TOTAL PROGRAM ATTENDANCE</p> <p>28,805</p> <p>CHILDREN'S 23,438</p> <p>TEENS 995</p> <p>ALL AGES 4,372</p>